



District Report Card: 2017


State: Tripura	District: West Tripura
Class: 8	Subject: Language
Schools: 51	Students: 1039


Participation/Coverage


Students

<div>GENDER</div> <div></div>	Boys				Girls			
	Number		%		Number		%	
	507		48.80		532		51.20	

<div>AREA</div> <div></div>	Rural				Urban			
	Number		%		Number		%	
	517		49.76		522		50.24	

<div>CATEGORY</div> <div></div>	SC		ST		OBC		GEN	
	Number	%	Number	%	Number	%	Number	%
	309	29.74	193	18.58	264	25.41	273	26.28

<div>CWSN</div> <div></div>	LD	VI	HI	S&LD	ID	Oth
	2	0	0	1	0	17

<div>Management</div> <div></div>	Government			Government-aided		
	Number		%	Number		%
	977		94.03	62		5.97

Average Performance of Students in Language (%)

Overall	Gender		Area		Management		Social Group			
	Male	Female	Rural	Urban	Govt.	Aided	SC	ST	OBC	GEN
54.06	54.06	54.06	47.22	60.83	53.76	58.82	54.56	40.07	56.04	61.47

Performance on Learning Outcomes (LOs)

Learning Outcomes	Description	Average Performance(%)
L813	Read textual/non-textual materials with comprehension and identifies the details, characters, main idea and sequence of ideas and events while reading	54.06

Range of Performance of Students who Answered Correctly							
Below 30%		30% - 50%		50% - 75%		Above 75%	
Number	%	Number	%	Number	%	Number	%
163	15.69	257	24.74	440	42.35	179	17.23

Lowest Performing Learning Outcomes (LOs)

1 - Read textual/non-textual materials with comprehension and identifies the details, characters, main idea and sequence of ideas and events while reading (54.06)